

**RUNX2 Antibody (monoclonal) (M05)****Mouse monoclonal antibody raised against a partial recombinant RUNX2.****Catalog # AT3744a****Specification**

---

**RUNX2 Antibody (monoclonal) (M05) - Product Information**

Application	WB, IHC, IF, E
Primary Accession	<a href="#">Q13950</a>
Other Accession	<a href="#">NM_004348</a>
Reactivity	Human
Host	mouse
Clonality	Monoclonal
Isotype	IgG2a Kappa
Calculated MW	56648

**RUNX2 Antibody (monoclonal) (M05) - Additional Information****Gene ID** 860**Other Names**

Runt-related transcription factor 2, Acute myeloid leukemia 3 protein, Core-binding factor subunit alpha-1, CBF-alpha-1, Oncogene AML-3, Osteoblast-specific transcription factor 2, OSF-2, Polyomavirus enhancer-binding protein 2 alpha A subunit, PEA2-alpha A, PEBP2-alpha A, SL3-3 enhancer factor 1 alpha A subunit, SL3/AKV core-binding factor alpha A subunit, RUNX2, AML3, CBFA1, OSF2, PEBP2A

**Target/Specificity**

RUNX2 (NP\_004339, 251 a.a. ~ 350 a.a) partial recombinant protein with GST tag. MW of the GST tag alone is 26 KDa.

**Dilution**

WB~~1:500~1000

IHC~~1:100~500

IF~~1:50~200

E~~N/A

**Format**

Clear, colorless solution in phosphate buffered saline, pH 7.2 .

**Storage**

Store at -20°C or lower. Aliquot to avoid repeated freezing and thawing.

**Precautions**

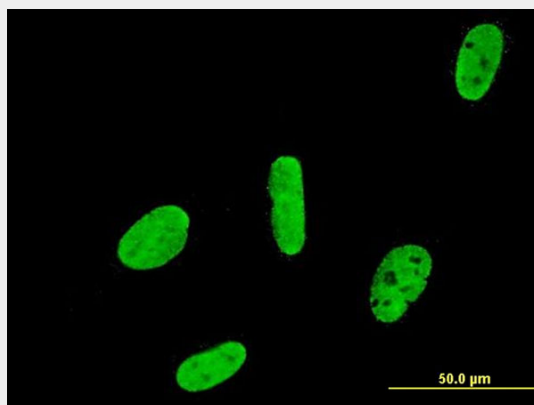
RUNX2 Antibody (monoclonal) (M05) is for research use only and not for use in diagnostic or therapeutic procedures.

**RUNX2 Antibody (monoclonal) (M05) - Protocols**

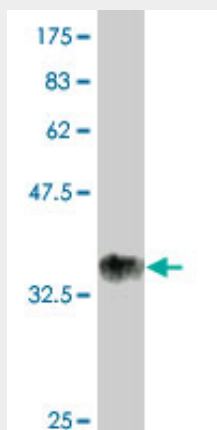
Provided below are standard protocols that you may find useful for product applications.

- [Western Blot](#)
- [Blocking Peptides](#)
- [Dot Blot](#)
- [Immunohistochemistry](#)
- [Immunofluorescence](#)
- [Immunoprecipitation](#)
- [Flow Cytometry](#)
- [Cell Culture](#)

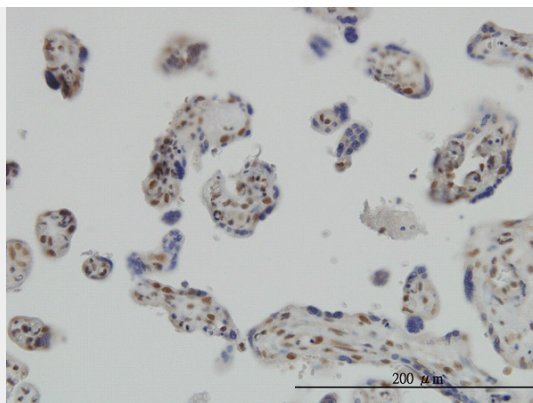
#### **RUNX2 Antibody (monoclonal) (M05) - Images**



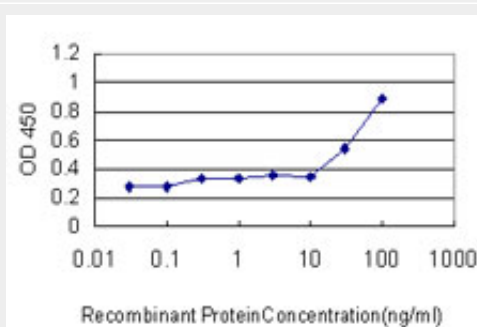
Immunofluorescence of monoclonal antibody to RUNX2 on U-2 OS cell . [antibody concentration 10 ug/ml]



Antibody Reactive Against Recombinant Protein. Western Blot detection against Immunogen (36.74 KDa) .



Immunoperoxidase of monoclonal antibody to RUNX2 on formalin-fixed paraffin-embedded human placenta. [antibody concentration 3 ug/ml]



Detection limit for recombinant GST tagged RUNX2 is approximately 0.3ng/ml as a capture antibody.

### **RUNX2 Antibody (monoclonal) (M05) - Background**

This gene is a member of the RUNX family of transcription factors and encodes a nuclear protein with an Runt DNA-binding domain. This protein is essential for osteoblastic differentiation and skeletal morphogenesis and acts as a scaffold for nucleic acids and regulatory factors involved in skeletal gene expression. The protein can bind DNA both as a monomer or, with more affinity, as a subunit of a heterodimeric complex. Mutations in this gene have been associated with the bone development disorder cleidocranial dysplasia (CCD). Transcript variants that encode different protein isoforms result from the use of alternate promoters as well as alternate splicing.

### **RUNX2 Antibody (monoclonal) (M05) - References**

1.Relative impact of uniaxial alignment vs. form-induced stress on differentiation of human adipose derived stem cells.Qu X, Zhu W, Huang S, Li YS, Chien S, Zhang K, Chen SBiomaterials. 2013 Dec;34(38):9812-8. doi: 10.1016/j.biomaterials.2013.09.009. Epub 2013 Sep 20.